



Personal Trust Increases Cooperation beyond General Trust

Cristina Acedo-Carmona*, Antoni Gomila

Department of Psychology, University of the Balearic Islands, Palma de Mallorca, Spain

Abstract

In this paper we present a new methodology which, while allowing for anonymous interaction, it also makes possible to compare decisions of cooperating or defecting when playing games within a group, according to whether or not players personally trust each other. The design thus goes beyond standard approaches to the role of trust in fostering cooperation, which is restricted to general trust. It also allows considering the role of the topology of the social network involved may play in the level of cooperation found. The results of this work support the idea that personal trust promotes cooperation beyond the level of general trust. We also found that this effect carries over to the whole group, making it more cohesive, but that higher levels of cohesion rely on a particular topology. As a conclusion, we hypothesize that personal trust is a psychological mechanism evolved to make human social life possible in the small groups our ancestors lived in, and that this mechanism persists and plays a role in sustaining cooperation and social cohesion.

Citation: Acedo-Carmona C, Gomila A (2014) Personal Trust Increases Cooperation beyond General Trust. PLoS ONE 9(8): e105559. doi:10.1371/journal.pone.0105559

Editor: Zhen Wang, Center of nonlinear, China

Received: June 12, 2014; **Accepted:** July 22, 2014; **Published:** August 21, 2014

Copyright: © 2014 Acedo-Carmona, Gomila. This is an open-access article distributed under the terms of the Creative Commons Attribution License, which permits unrestricted use, distribution, and reproduction in any medium, provided the original author and source are credited.

Data Availability: The authors confirm that all data underlying the findings are fully available without restriction. All relevant data are within the paper.

Funding: This research was supported by the Spanish Ministerio de Economía y Competitividad, through project n° FFI2010-20759, and the Spanish Ministerio de Educación y Cultura, through the doctoral grant n° AP2009-2423 awarded to Cristina Acedo. The funders had no role in study design, data collection and analysis, decision to publish, or preparation of the manuscript.

Competing Interests: The authors have declared that no competing interests exist.

* Email: cristina.acedo@uib.es

Introduction

Current approaches to the evolution of cooperation share the notion that any viable account must assume that cooperation is in the interest of the cooperator. All these models take it for granted that agents are self-interested, and that the only way to account for the evolution of cooperation is to show that it is in the interest of the agents. This can be due to the fact that reciprocity can be beneficial to both parties, at different times, and can be reinforced either directly [1], or indirectly [2,3]; or to the fact that defectors are somehow punished [4,5,6,7]. Thus, a rational agent is expected to cooperate in an iterated prisoner's dilemma (IPD) just when it is in its own interest and in addition is able to resist the discount of the future.

This standard model of the rational agent, though, does not fare well with the evidence, which rather reveals the existence of genuine pro-social preferences in humans: an interest in another's welfare, even if this may involve a cost to oneself [8]. Therefore, these social preferences should be included in the explanation of the evolution of cooperation [9,10,11]. This requires providing an account of how these social preferences evolved in the first place, and how they sustain the forms of cooperation that can be found across societies. However, social preferences are still regarded with skepticism by some researchers [12], and have not yet found a proper treatment in evolutionary games models. In part, this is due to the conditional strategies followed by agents, which may cooperate or defect depending on the partner's decisions. This conditionality may be interpreted as suggesting that agents are not guided by social preferences in general, always and everywhere,

which may also invite a self-interested account—social preferences as a form of hypocrisy.

In this paper, we want to contribute to the defense of social preferences by focusing on personal trust, a powerful psychological mechanism that can be seen, from an evolutionary point of view, as a way to solve social dilemmas by making one feel certain that our counterpart will be loyal and choose to cooperate and hence, making one feel committed to cooperate. This is achieved, neither by an external threat of punishment, nor by some sort of rule-enforcing authority, but by an affectively grounded, benevolent attitude towards the trusted person that is derived from previous interactions [13,14]. In other words, personal trust puts one in a situation of risk of being exploited, while believing that one will not be exploited, because of the feeling that binds one with the counterpart. Therefore, it is a complex psychological state, which relates two people, with a previous story of positive interactions, and which involves both a cognitive and an affective dimension, and which gives rise to a pro-social attitude between them.

Many proposals have underlined the role of trust in our social life. Trust is of great interest in the social [15,16], political [17,18,19,20], and economic sciences [21,22,23], that consider cooperation to be a fundamental aspect of the organization and maintenance of cohesion in the large societies of nowadays. These disciplines are interested in which factors increase the level of trust and cooperation within and between societies. The factors that have received more attention are the creation of rules, institutions, ideologies, and the promotion of social habits that increase and support social networking for practical purposes—under the notion of “social capital” [24,25,26,27]. Similarly, social psychology has

explored the differences between intra- and inter-group behavior, as regards cooperative behavior [28,29].

It's arguable, however, that these approaches have mostly relied on the notion of general, rather than personal trust [30,27,31,32,33]. General trust is an attitude towards any other person. It is clear that this general attitude fosters cooperation [34] and provides conditions concerning communication, reputation, etc. [35]. As a matter of fact, general trust can be viewed as the psychological factor in play in so-called "trust games" in experimental economics, where "trust" is just taken to mean an expectation about how the partner will choose [36,37]. General trust can help explain the robust fact that in games played anonymously, cooperation is found about 50% of the times in the first round and then decays [38,39,40,23]. But typical game playing is incompatible with personal trust because it is designed to keep anonymity. Therefore, even though general trust may contribute to cooperation, what remains to be shown is whether personal trust may also have a role—one that may be even more important [41,42].

In fact, personal trust can help explain the pro-social attitudes observed in many cooperative behaviors. It proceeds through the tendency, often unconscious, to cooperate more with those people one trusts, because this affective bond involves an implicit expectation of reciprocity. In addition, an evolutionary perspective clearly suggests that human social life finds its roots in small groups, where everybody can interact with everybody else, and is known by everybody in the group. This suggests that it is personal trust that matters in these small-scale groups [43]. Even if it were possible to develop global measures of social cohesion (such as social capital theory suggests), the particular bonding pattern of particular members—as suggested by personal trust—, seems to be the central factor in fostering cooperation, the one upon which any other relies, even in large societies.

Interestingly, recent work on evolutionary games provides indirect theoretical support to this approach. Several models introduce as a new factor some sort of heterogeneity among the individuals, so that individuals in a social network are not equally likely to interact with each other [44,45,46]. Personal trust may be "the missing link" in these models, the psychological mechanism by which the network topology is structured. The critical point is that the network topology fosters cooperation by itself. From this point of view, this theoretical work can be interpreted as a way to account for the evolution of social preferences. Our empirical study will also consider this implication.

Therefore, we hypothesize firstly that personal trust has a greater weight than general trust in fostering cooperation (H1). Furthermore, we also hypothesize that personal trust among group members is the key to the cohesion of the social group, so that the higher the level of personal trust, the greater the group cohesion (H2). In other words, personal trust fuels cooperation even with non-personally trusted agents, just because it structures social networks. Consequently, we also hypothesize that personal trust generates a characteristic social network of cliques, which is the structure through which cooperation spreads beyond the trust circle (H3).

To test these hypotheses, this work integrates several methodologies: questionnaires, an experimental game—an iterated prisoner's dilemma—and social network analysis. The questionnaires allow us to measure both general and personal trust, in a group of people. The experimental game allows us to organize participants in such a way that, while keeping anonymity, they can play with one of their trusted members within the group. It also allows, by letting the participants know that it will be played three times, to check whether cooperation is conditional on strategic

calculation (of reciprocity or backwards induction), or it is based on personal trust. We also pay attention to the social network structure [47,48,49,50,51,52,53,54] and cooperative behaviors [55], to ascertain whether social network topology has a role of its own in fostering cooperation [56,57].

This study builds on a previous pilot study [58], which already showed an effect of personal trust on cooperation. This work tries to overcome the limitations of the previous one, regarding the number of participants and the time of previous interaction within the group. We have also improved our questionnaires to measure general and particular trust. In addition, we have developed an in-depth analysis of the structure of the trust networks involved.

Methods

1. Ethics statement

This study was approved by the Ethics Committee of the University of the Balearic Islands. Written informed consent was obtained from each participant prior to participation, as approved by the Ethics Committee.

2. Participants

Participants in this study were two groups of 54 third-year undergraduate students: a group of 40 Psychology (PSYCHO) students, and a group of 14 Physiotherapy (PHYSIO) students, from the University of the Balearic Islands. Their global characteristics are: 26% males and 74% females; aged between 20 and 49 years old (Mean \pm SE = 22.43 \pm 0.67, N = 54); mostly of Spanish nationality; 41% Catholics, 57% declared non-believers, and 2% Orthodox; in their vast majority just students—80%—, while the rest carry out other activities: 9% part-time employees, 2% liberal professionals and 2% government workers; 93% are unmarried. About their economic possibilities, 80% has monthly expenses below 500 euros, 15% are consumers of between 500 and 1,000 monthly euros and 5% has expenses of more than 1,000 monthly.

3. Procedure

3.1. Trust measures through questionnaires. Different scales have been developed to measure trust, aimed at different goals [59,60,61,62,63,64,65,66], including occasionally the analysis of close relationships [67]. For our study, we have chosen the most well-established items in the literature to prepare our own questionnaires: one for general trust and one for personal trust. Whereas personal and general trusts are different notions, they are somehow related; that's why some items are repeated in both questionnaires.

The general trust questionnaire (see Annex S1) involves 5 questions widely used in literature concerning attitudes towards other people in general: one on perceived fairness [68]; one on relational trust [33], and three questions on what trust is about: money, secret information, and care of beloved ones [61], with answers ranging on a 5-point Likert scale.

To obtain a measure of personal trust, we first asked our participants to name 5 people they trusted in their classroom group, and then they had to answer our second questionnaire, about particular trust, for 3 of them (see Annex S2). Six questions concern the participants' expectations about their trustees on lending and borrowing money, caring for the beloved ones and sharing secrets—similar to some questions used in the general trust questionnaire, but now related to the particular individuals they say they trust—and two more questions to get one more accurate measure of the level of personal trust according to each particular trustee such as: getting help if moving, or being defended by the

trustees at their own expense or personal effort. All of them are to be rated on a 5-point Likert scale as well.

Each measure is then expressed as a percentage, with 100% meaning maximal trust (either general or personal).

3.2. Iterated prisoner’s dilemma. Several days after filling in the questionnaires, each participant played an iterated prisoner’s dilemma, with 3 repeated decisions, paired with another member of the group, in two experimental conditions. In one condition –trust circle condition (TC)–, each participant played with somebody from their trust circle without knowing which one in particular. In the other condition –non-trust circle condition (NTC)–, the iterated prisoner’s dilemma was played anonymously with somebody also from the classroom, but not mentioned as a trusted one. Players were placed in different rooms, and their respective decisions were communicated after each round of the game. Half the participants played first in the TC, half played first in the NTC. Both participants had the same information and were under the same conditions.

In each round, participants were asked to decide whether cooperate with, or defect to, their partner, before knowing the other player’s decision, in order to obtain a number of points which depended on the decisions of both players, with the possibility of obtaining a maximum of 6 points or a minimum of 0 points in a round, as specified in the pay-off table (Fig. 1). Most importantly, they knew in advance they would be playing the game three times in each condition, as the way to tell apart self-interested cooperation from trust-inspired cooperation. The decline in cooperation as the game proceeds is only expected when cooperation is driven by self-interest [38,39,40].

According to the number of points obtained after going through both conditions, participants got different awards. The higher the score, the bigger the prize won. The prizes ranged from a ticket for a snack to a pack of CDs. However, participants were ignorant of the prizes until all of them completed the study –in order to makethem play under the same conditions.

Results

1. Particular and general questionnaires

Global personal and general trust scores are represented in Fig. 2. Personal trust scores are higher than general trust scores.

We obtained a significant difference –Wilcoxon text– ($z = -6.393, N = 54, p < 0.001, r = -0.86$) between means of personal trust scores (Mean \pm SE = $7.99 \pm 0.13, SD = 0.96, N = 54$) and general trust scores (Mean \pm SE = $4.71 \pm 0.12, SD = 0.91, N = 54$).

P1	P1	P2	P2
C	3	3	C
D	6		C
C		6	D
D	1	1	D

Figure 1. The prisoner’s dilemma pay-off matrix: (C) means cooperate and (D) means defect, (P1) is participant 1 and (P2) is participant 2.

doi:10.1371/journal.pone.0105559.g001

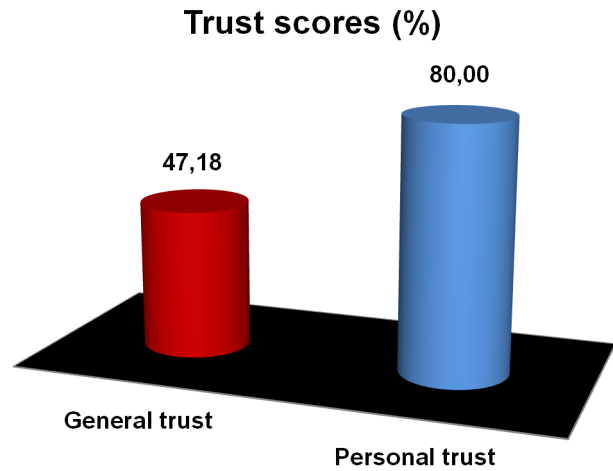


Figure 2. Global scores of general and personal trust.
doi:10.1371/journal.pone.0105559.g002

Personal and general trust scores were also calculated separately for the PSYCHO (General trust score: Mean \pm SE = $46.8 \pm 1.80, SD = 6.73, N = 14$; Personal trust score: Mean \pm SE = $85.6 \pm 2.60, SD = 9.73, N = 14$) and PHYSIO (General trust score: Mean \pm SE = $47.3 \pm 1.56, SD = 9.87, N = 40$; Personal trust score: Mean \pm SE = $77.9 \pm 1.40, SD = 8.85, N = 40$) groups. We found that, while the differences in general trust score were not significant –Mann-Whitney test– ($U = 270.5, z = -0.19, N = 54, p < 0.9, r = -0.02$), the differences in personal trust score were significant ($U = 158, z = -2.41, N = 54, p < 0.02, r = -0.32$) (Fig. 3).

Detailed means and standard deviations obtained for each item of the questionnaires appears in Tab. 1 for general trust and Tab. 2 for personal trust.

Personal and general trust scores may be partially connected [69], although they are different measures. In fact, we found that personal trust score correlates –one-tailed Kendall’s tau measure– with general trust score ($r = 0.256, N = 54, p < 0.01$).

2. Cooperative behavior in prisoner’s dilemma

To measure the level of cooperation, we developed four indicators: a) proportion of cooperative choices; b) proportion of participants who cooperate in the 3 decisions; c) proportion of mutuality, i.e., when both players always cooperate; and, d) the contrast between the first and in the third rounds. We compared these data in both conditions. Results appear in Fig.4.

One-tailed McNemar tests demonstrated that there was a significant higher proportion of cooperation for each of the dependent variables in the TC than in the NTC, except as regards the first decision, whose differences failed to reach significance. Thus, the percentage of cooperation was 82.09% in the TC, and 60.49% in the NTC ($X^2(1, n = 54) = 11, p < 0.001$); the percentage of participants who always cooperate was 66.66% in the TC and 38.88% in the NTC ($X^2(1, n = 54) = 6.53, p < 0.02$); the percentage of mutuality was 61.11% in the TC and 16.66% in the NTC ($X^2(1, n = 54) = 16.94, p < 0.001$); and in the TC cooperation shifted from 90.74% in the first round to 75.92% in the third one, while in the NTC, cooperation shifted from 77.77% to 50.00%: for the first round, ($X^2(1, n = 54) = 3.26, p < 0.10$); for the third round, ($X^2(1, n = 54) = 7, p < 0.01$).

We also found the general tendency to defect on the final round, but the decline in cooperation from the first to the final decision

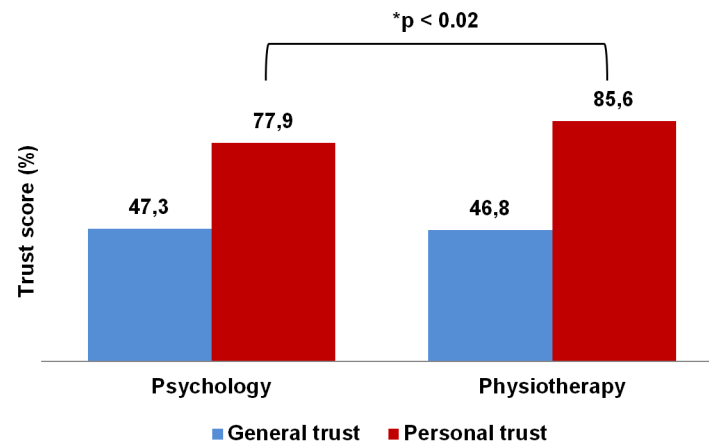


Figure 3. General and personal questionnaires scores by groups. (*) Significant difference in personal trust score between PSYCHO and PHYSIO groups –Mann-Whitney test. doi:10.1371/journal.pone.0105559.g003

was higher in the NTC ($X^2(1, n = 54) = 9.03, p < 0.01$) than in the TC ($X^2(1, n = 54) = 4.26, p < 0.05$), according to a Pearson chi-square measure.

3. Analysis of trust networks

Given the significant differences found in personal trust between the two groups, we decided to analyze whether they were related to differences in group cohesion, as hypothesized (H2). We built the trust networks of the two groups –PSYCHO and PHYSIO–, on the grounds of the group members info supplied in the personal trust questionnaire by each participant, using the Gephi software [70]. Given the different number of participants in each group, we also compared the structure of each network to an equivalent random one (one of identical number of nodes and links), which represents the null hypothesis. In this way, we could also examine our hypothesis concerning the role of network topology to cooperation (H3).

The network structure of the 2 groups –PSYCHO and PHYSIO– appears in Fig. 5. Each participant and each mentioned trustee are represented as nodes, while links represent the trust relationships; therefore, they represent who trusts whom in the group. The size of the node indicates how many times a participant was mentioned as someone trusted by the other members of the group –in-degree level.

Several network measures were used to determine the level of network cohesion:

- Clustering coefficient [71,72]: indicates how the nodes are embedded between its neighboring nodes. The average gives a general indication of the clustering into the network.
- Modularity [73]: it is a detection algorithm of communities. A result of 0.4 or greater value is considered generally significant. Social cohesion runs against modularity.
- % of reciprocity: percentage of mutual edges with respect to the total edges of the network, that is, couples that name each other as trustees in the personal trust questionnaire. The greater reciprocity in a group, the less cohesive it is because when the number of people to trust is smaller –a less cohesive group–, people tend to rely on mutuality.
- Average path length [74]: graph average distance between all pairs of nodes. Connected nodes have distance 1. A shorter average path length indicates greater cohesion of the network.
- Diameter [74]: it is the longest graph distance between any 2 nodes of the network –how far are the 2 nodes further away. The meaning of this measure is very similar to the previous one.

Fig. 6 represents the results for each group. We found that in the PSYCHO group there were more, and more intensively

Table 1. Results of the general trust questionnaire by items and groups.

Scale and items	Mean (SD)	PSYCH mean (SD)	PHYSIO mean (SD)
General trust scale	2.36 (0.60)	2.38 (0.61)	2.34 (0.61)
Do you think most people would try to take advantage of you if the got a chance or would rather try to be fair?	3.24 (0.97)	3.20 (1.01)	3.35 (0.84)
Generally a person with whom you have had a longer relationship is likely to help you when you need i	2.22 (1.16)	2.27 (1.26)	2.07 (0.82)
Would you lend some of your property to an unknown person?	2.50 (1.01)	2.51 (1.04)	2.50 (0.94)
Would you leave the care of someone important to you to a stranger person?	1.57 (0.71)	1.47 (0.64)	1.85 (0.86)
Would you share personal information with stranger people?	2.29 (0.86)	2.42 (0.84)	1.92 (0.82)

doi:10.1371/journal.pone.0105559.t001

Table 2. Results of the personal trust questionnaire by items and groups.

Scale and items	Mean (SD)	PSYCH mean (SD)	PHYSIO mean (SD)
Personal trust scale	4.00 (0.40)	3.89 (0.41)	4.28 (0.36)
Do you think that XX would lend you a large sum of money if he/she had so much?	3.71 (1.00)	3.59 (1.03)	4.07 (0.83)
Do you think that XX would pay back to you a loan of a large sum of money?	4.50 (0.75)	4.43 (0.74)	4.71 (0.74)
Would you leave to XX the care of something very valuable to you?	4.30 (0.80)	4.17 (0.85)	4.66 (0.52)
If there was a secret that would be very damaging to you were it to become public, would you share it with XX?	3.85 (1.09)	3.71 (1.13)	4.23 (0.87)
Do you think XX would help you if you were to move?	4.18 (0.94)	4.15 (0.91)	4.26 (1.03)
If to defend you XX could get injured, do you think he/she would do so?	3.43 (0.89)	3.33 (0.90)	3.73 (0.79)

doi:10.1371/journal.pone.0105559.t002

related, internal communities –as indicated by the clustering coefficient and modularity– than in the PHYSIO group. In addition, the distances among nodes –average path length and diameter– are also longer in the PSYCHO group than in the PHYSIO group. These results indicate a higher level of cohesion for the PHYSIO than in the PSYCHO network.

To examine if these differences between the structures of the two networks are significant, we proceeded to an individual analysis on the set of nodes of the networks. In this case, we looked at measures equivalent to the above ones at an individual level: clustering coefficient; modularity; and average path length and diameter that can be measured at an individual level by closeness centrality and eccentricity respectively. Thus, closeness centrality refers to the average distance from an initial node to all other nodes in the network, and eccentricity refers to the distance from a node to the most far off one from it in the network. A Mann-Whitney test found significant differences between PSYCHO and PHYSIO network structure in modularity ($U = 780.5, z = -2.521, N = 104, p < 0.02, r = -0.24$), eccentricity ($U = 740, z = -2.935, N = 104, p < 0.01, r = -0.28$), and closeness centrality ($U = 739.5, z = -2.934, N = 104, p < 0.01, r = -0.28$) but not in clustering coefficient ($U = 935.5, z = -1.421, N = 104, p < 0.2, r = -0.13$).

On the other hand, the results of cooperation in the iterated prisoner’s dilemma for each group separately exhibited non-

significant differences in the TC by means of Pearson Chi-square tests: mutuality ($X^2(1, n = 54) = 0.84, p < 0.4$); cooperation in the three decisions ($X^2(1, n = 54) = 1.20, p < 0.3$); total of cooperative decisions ($X^2(1, n = 54) = 1.38, p < 0.3$); cooperation in the first decision ($X^2(1, n = 54) = 1.92, p < 0.2$); cooperation in the third decision ($X^2(1, n = 54) = 0.991, p < 0.4$); and barely significant differences in some measures of cooperation in the NTC, such as cooperation in the three decisions ($X^2(1, n = 54) = 5.129, p < 0.03$); and total of cooperative decisions ($X^2(1, n = 54) = 5.84, p < 0.02$). The other measures in the NTC –mutuality ($X^2(1, n = 54) = 0.07, p < 0.8$); cooperation in the first decision ($X^2(1, n = 54) = 0.07, p < 0.95$); and cooperation in the third decision ($X^2(1, n = 54) = 3.47, p < 0.07$) showed non-significant differences (Fig.7).

In order to take into account the different sizes of these networks, we also compared them to their respective random networks [75], that is to say, networks with the same number of nodes and links but randomly connected (Fig.8).

Network measures comparing real and random trust networks are shown in Figure 9 for PSYCHO, and Figure 10 for PHYSIO networks. Significant differences between the PSYCHO network and its corresponding random network, both in their clustering coefficient and in the measures of distance between nodes at the individual level –eccentricity and closeness–, were found using the Mann-Whitney test: clustering coefficient ($U = 1375.5, z = -5.25,$

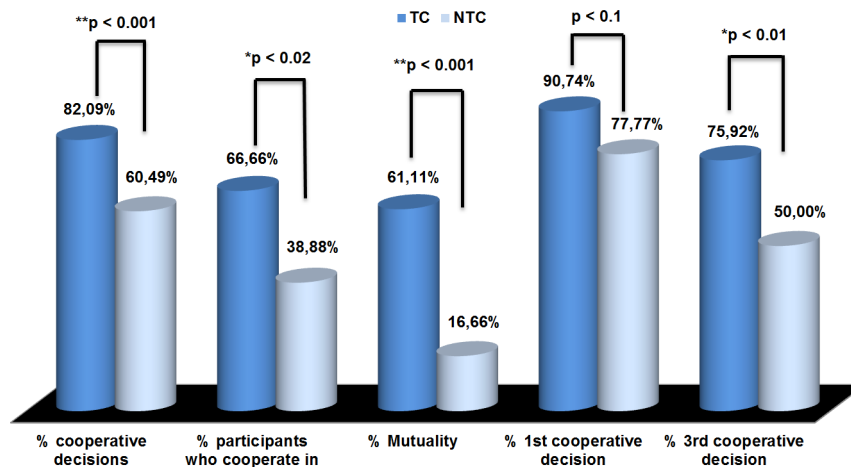


Figure 4. Level of cooperation in the IPD. (*) Significant and (**) very significant differences –One-tailed McNemar tests. doi:10.1371/journal.pone.0105559.g004

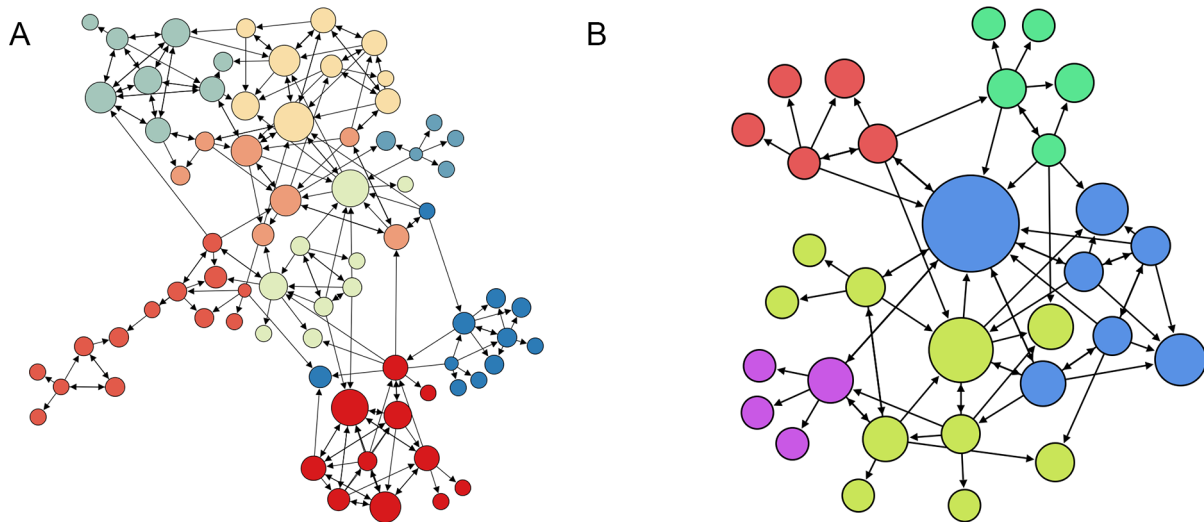


Figure 5. The PSYCHO trust network (A) and the PHYSIO trust network (B). The nodal size represents the in-degree level and the nodes colors represent the communities –modularity.
doi:10.1371/journal.pone.0105559.g005

$N = 146$, $p < 0.001$, $r = -0.43$); eccentricity ($U = 2042.5$, $z = -5.25$, $N = 146$, $p < 0.001$, $r = -0.20$); closeness ($U = 2042.5$, $z = -2.53$, $N = 146$, $p < 0.02$, $r = -0.20$). Differences in modularity were not significant ($U = 2513.5$, $z = -0.59$, $N = 146$, $p < 0.6$, $r = -0.04$).

Regarding the measures of PHYSIO and its random counterpart, differences in their clustering coefficients were significant, but differences in the distances among nodes and in modularity were not (Mann-Whitney test): clustering coefficient ($U = 293$, $z = -2.84$, $N = 62$, $p < 0.01$, $r = -0.36$); eccentricity ($U = 401.5$, $z = -1.22$, $N = 62$, $p < 0.3$, $r = -0.15$); closeness ($U = 447.5$, $z = -0.50$, $N = 62$, $p < 0.7$, $r = -0.06$); and modularity ($U = 454.5$, $z = -0.37$, $N = 62$, $p < 0.8$, $r = -0.04$).

Discussion and Conclusions

This study, with bigger groups and longer-lasting relationships among their members than those of our previous study [58],

provides robust support to the hypothesis that personal trust boosts higher levels of cooperation than general trust (H1). The highly significant differences found in cooperation between the two experimental conditions –trust and non-trust circle conditions– clearly show that personal trust increases cooperation beyond the baseline level commonly found even in one-shot anonymously played games. The most significant difference between the two experimental conditions was found in mutuality, which is in turn the most demanding measure of cooperation –it requires both participants to cooperate with each other in the three rounds. The fact that 75.92% of the decisions in the third round were cooperative in the TC, despite it was known by players that it was the last round of the game, clearly indicates that cooperation is driven by pro-social preferences, derived from personal trust, rather than by strategic calculation. The only non-significant difference found between the two conditions concerns the total amount of cooperative behaviors in the first decision, which may

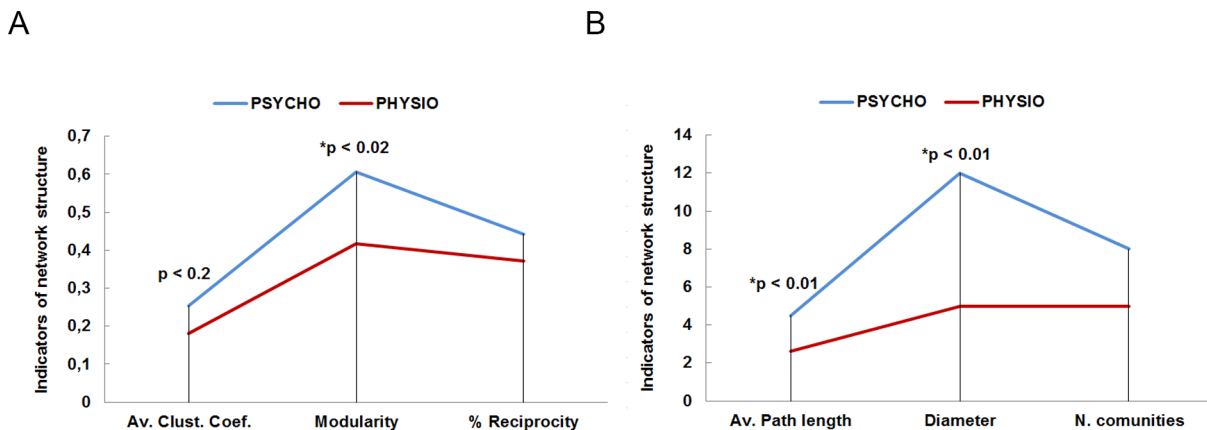


Figure 6. It shows the comparison of the indicators of network structure between the PSYCHO (A) and PHYSIO (B) groups. (*) Significant differences respect to their equivalent individual measures (clustering, modularity, closeness, eccentricity) –Man-Whitney tests.
doi:10.1371/journal.pone.0105559.g006

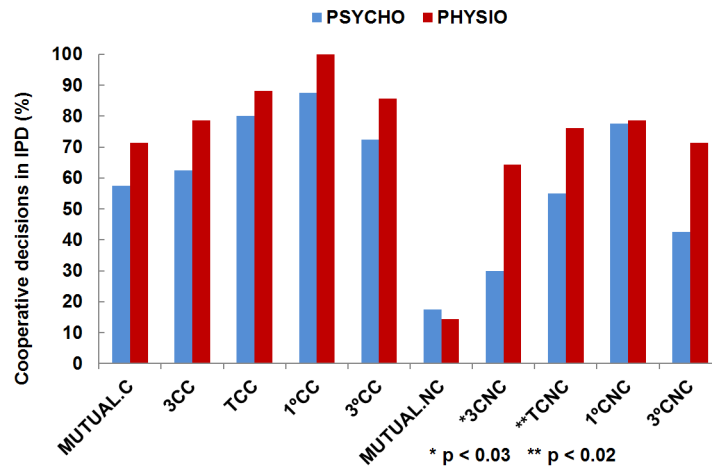


Figure 7. Cooperation results in the Prisoner’s Dilemma by groups. MUTUAL refers to the proportion of mutuality, when both players always cooperate; 3C refers to the proportion of participants who cooperate in the 3 decisions; TC refers to the total proportion of cooperative decisions; and 1°C and 3°C refers to the contrast between the cooperative decisions in the first and in the third rounds. The following C or NC refers to trust circle or non-trust circle conditions. (*) (**) Significant differences –Pearson Chi-square tests. doi:10.1371/journal.pone.0105559.g007

be attributed to the effect of general trust, and is coherent with the trend found in experimental games. In both conditions, cooperation in the first round is very high (90.74% in the TC and 77.77% in the NTC).

Our results also confirm that the way personal and general trusts were measured is well-grounded, even if there may be multiple ways to operationalize these notions. The average personal trust score (80%) –higher than the general trust score (47%)–, seems to be the critical factor giving rise to the high level of cooperation in social dilemmas found when the game is played anonymously among members of a trust circle, even if both measures are somehow correlated.

We also found support for our second hypothesis: that personal trust is the key to group cohesion, thus fostering cooperation even

with non-members of the trust circle. Remember that the personal trust score is the group average of the trust level for each trust circle in the group. A group with a high level of personal trust will therefore foster higher levels of cooperation for the whole group: the fact that some people in the group are highly trusted by other members facilitates cooperation at the global level, thus reinforcing the cohesion of the network [46]. Support for H2 also comes from the comparative analyses of the networks of the PSYCHO and PHYSIO groups. There we found a significantly higher level of personal trust in the latter than in the former, which is congruent with the consistently higher scores for any of the measures of group cohesion. Remarkably, as expected, we found significant differences between both groups in total cooperation in the NTC: group cohesion is made apparent in that cooperation is

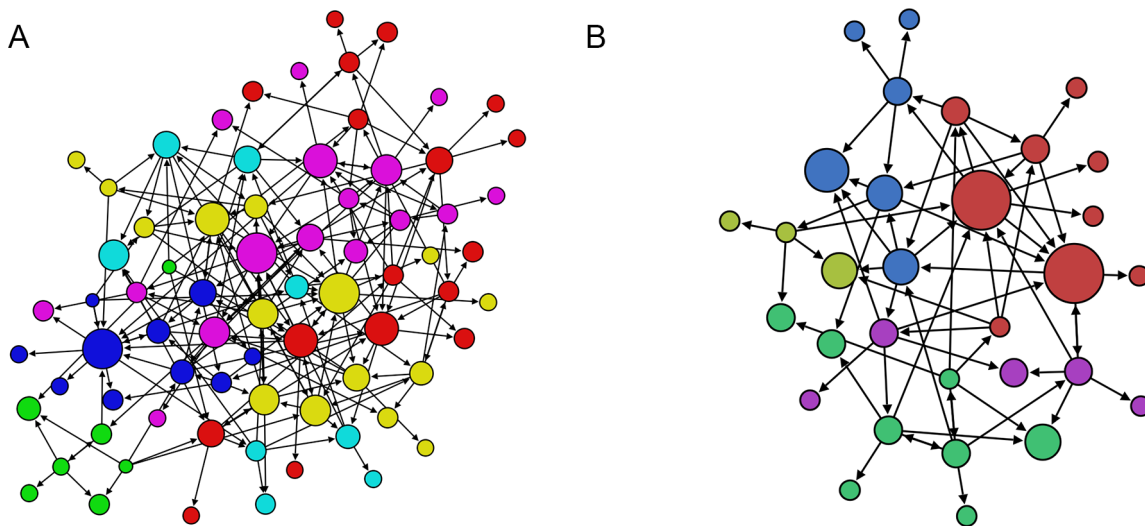


Figure 8. The random trust network of PSYCHO (A) and the random trust network of PHYSIO (B). The nodes size represents the in-degree level and the nodes color represents the communities –modularity. doi:10.1371/journal.pone.0105559.g008

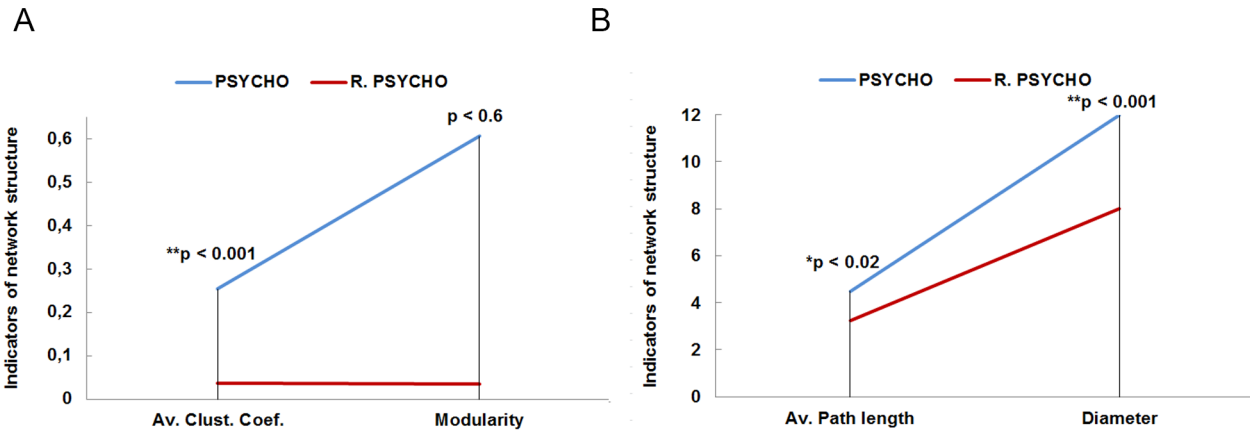


Figure 9. It shows the comparison of network structure indicators between the real (A) and random (B) trust networks of PSYCHO group. (*) Significant and (**) very significant differences respect to their equivalent individual measures (clustering, modularity, closeness, eccentricity) – Man-Whitney tests. doi:10.1371/journal.pone.0105559.g009

easier with people outside the trust circle. Aware that the small and different size of both groups is a weakness, we compared each of them to a corresponding random network –with same number of nodes and edges–, as the way to clearly show that group cohesion has to do with personal trust.

Furthermore, comparative network analysis also makes possible to find evidence for our third hypothesis, that trust-based cooperation is better supported by a specific network topology: that of a small-world [72], in which the hubs correspond to cliques [76]. Several results support this idea: on the one hand, the structure of the PHYSIO network clearly exhibits this topology, while the PSYCHO network is not so well integrated. Consequently, the percentage of reciprocity –of pairs of participants that name each other as trustees– is higher in the PSYCHO than in the PHYSIO network (Fig.5), which is in line with the lower degree of cohesion of the PSYCHO network.

If this interpretation is correct, it calls for a modification of the “social circles” hypothesis [77,78,79], which distinguishes three kinds of social networks: the “support groups” – more or less 5

persons –, the “group of sympathy” –between 12 and 15 persons–, and the groups of other people with whom individuals establish sporadic relationships. The “social circles” hypothesis overlooks the potential of personal trust among non-kin to bind people together, in any sphere of activity of an individual. Similarly, network experiments that ignore the role of trust in social relationships do not find that network topology matters for cooperation [57,80] –a result that indirectly suggests that trust-based network topology it’s the factor that makes the difference. In fact, it seems to us that personal trust may be a central factor is giving rise to heterogeneity in social interactions, and therefore, in giving rise to a topology that may foster cooperation by itself [56,46,81,82].

In summary, our multi-method study supports the view that personal trust is a crucial factor in cementing society. It is not the only factor: there may be other ways to foster cooperation and to make groups cohesive. However, personal trust creates robust and long-lasting bonds, which give rise to greater levels of social cohesion. We contend that these findings provide support for the

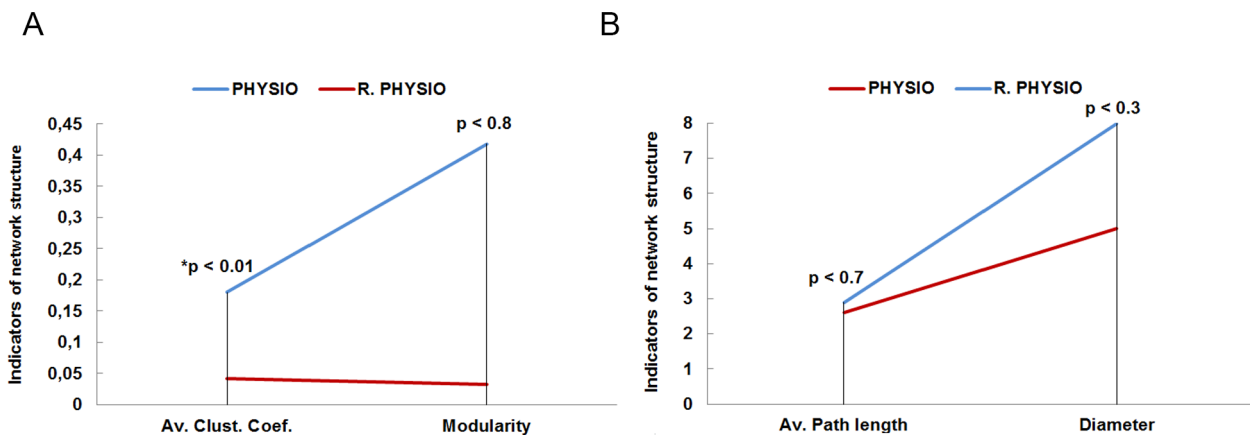


Figure 10. It shows the comparison of network structure indicators between the real (A) and random (B) trust networks of PHYSIO group. (*) Significant difference respect to their equivalent individual measures (clustering, modularity, closeness, eccentricity) –Man-Whitney tests. doi:10.1371/journal.pone.0105559.g010

view that small, trust-based groups are a basic social structure in non-kin groups. They were the evolutionarily original forms of social organization and can still be found across human societies, even in the large, developed ones. Personal trust drives psychological altruism towards non-kin, in a way that goes beyond the effect of general trust. It turns people into a kind of conditional cooperator: depending, not on whether there is the possibility to punish her if she defects; not on an authority that can require norm following; not on a strategic calculation about chances of reciprocation; but on an affectively mediated commitment derived from past experience of interaction. Further support for this view requires a cross-cultural anthropological approach.

Supporting Information

Annex S1 General trust questionnaire. (ODT)

References

- Trivers RL (1971) The evolution of reciprocal altruism. *Quarterly Review of Biology* 46: 35–57.
- Nowak MA, Sigmund K (1998) Evolution of indirect reciprocity by image scoring. *Nature* 393: 573–577.
- Wang Z, Wang L, Yin Z, Xia Ch (2012) Inferring reputation promotes the evolution of cooperation in spatial social dilemma games. *PLoS ONE* 7, 7: e40218 (doi:10.1371/journal.pone.0040218).
- Boyd R, Gintis H, Bowles S, Richerson P (2003) The evolution of altruistic punishment. *Proceedings of the National Academy of Sciences* 100: 3531–3535.
- Gintis H (2000) Strong reciprocity and human sociality. *Journal of Theoretical Biology* 206: 169–179.
- Gintis H, Bowles S, Boyd R, Fehr E (2003) Explaining altruistic behavior in humans. *Evolution and Human Behavior* 24: 153–172.
- Wang Z, Xia Ch, Meloni S, Zhou Ch, Moreno Y (2013) Impact of social punishment on cooperative behavior in complex networks. *Scientific Reports* 3 (doi:10.1038/srep03055).
- Tomasello M, Vaish A (2013) Origins of human cooperation and morality. *Annual Review of Psychology* 64: 231–255.
- Bowles S, Gintis H (2011) *A cooperative species. Human reciprocity and its evolution.* Princeton and Oxford: Princeton University Press.
- Fehrler S, Przepiorka W (2013) Charitable giving as a signal of trustworthiness: disentangling the signaling benefits of altruistic acts. *Evolution and Human Behavior* 34: 139–145.
- Rosas A (2013) Social preferences and rational egoism. *Contrastes. Revista Internacional de Filosofia* 18: 255–267.
- Binmore K, Shaked A (2010) Experimental economics: where next. *Journal of Economic Behavior and Organization* 73: 87–100.
- Lee D, Stajkovic A, Cho B (2011) Interpersonal trust and emotion as antecedents of cooperation: evidence from Korea. *Journal of Applied Social Psychology* 41: 1603–1631.
- Tanghe J, Wisse B, van der Flier H (2010) The role of group member affect in the relationship between trust and cooperation. *British Journal of Management* 21: 359–374.
- Delhey J, Newton K (2003) Who trusts? The origins of social trust in seven societies. *European Societies* 5: 93–137.
- Lewis JD, Weigert A (2001) Trust as a social reality. *Social Forces* 63: 967–985.
- Almond G, Verba S (1963) *The civic culture: political attitudes and democracy in five nations.* Thousand Oaks: Sage Publications.
- Inglehart R (1988) The renaissance of political culture. *The American Political Science Review* 82: 1203–1230.
- Luhmann N (1979) *Trust and power.* London: John Wiley and Sons.
- Tilly C (2005) *Trust and rule.* Cambridge: Cambridge University Press.
- Bouma J, Bulte E, van Soest D (2008) Trust and cooperation: social capital and community resource management. *Journal of Environmental Economics and Management* 56: 155–166.
- Murphy JT (2006) Building trust in economic space. *Progress in Human Geography* 30: 427–450.
- Ostrom E, Walker J (2005) *Trust and reciprocity: interdisciplinary lessons for experimental research.* New York: Russell Sage Foundation.
- Coleman J (1988) Social capital in the creation of human capital. *American Journal of Sociology* 94: S95–S120.
- Cozzolino PJ (2011) Trust, cooperation, and equality: a psychological analysis of the formation of social capital. *British Journal of Social Psychology* 50: 302–320.
- Fukuyama F (1995) *Trust: the social virtues and creation of prosperity.* New York: Free Press.
- Putnam RD (1994) *Comunidade e democracia: a experiência da Itália moderna.* Rio de Janeiro: Fundação Getúlio Vargas.
- Böhm R, Rockenbach B (2012) The inter-group comparison – intra-group cooperation hypothesis: comparisons between groups increase efficiency in public goods provision. *PLoS ONE* 8, 2, e56152 (doi 10.1371/journal.pone.0056152).
- Smith L, Postmes T (2009) Intra-group interaction and the development of norms which promote inter-group hostility. *European Journal of Social Psychology* 39: 130–144.
- Glaeser EL, Laibson DI, Scheinkman JA, Souther CL (2000) Measuring trust. *The Quarterly Journal of Economics* 115: 811–846.
- Putnam RD (2000) *Bowling alone: the collapse and revival of American community.* New York: Simon & Schuster.
- Stolle D (1998) Bowling together, bowling alone: the development of generalized trust in voluntary associations. *Political Psychology* 19: 497–525.
- Yamagishi T (1998) *Trust. The evolutionary game of mind and society.* Tokyo: Springer, (2nd ed., 2011).
- Rothstein B (2005) *Social traps and the problem of trust: theories of institutional design.* Cambridge: Cambridge University Press.
- Poteete AR, Janssen MA, Ostrom E (2010) *Working together: collective action, trust in voluntary associations, and multiple methods in practice.* Princeton, NJ: Princeton University Press.
- Deutsch M (1958) Trust and suspicion. *Journal of Conflict Resolution* 2: 265–279.
- Deutsch M (1973) *The resolution of conflict: constructive and destructive processes.* New Haven: Yale University Press.
- Dawes RM, Thaler R (1988) Cooperation. *Journal of Economic Perspectives* 2: 187–197.
- Ledyard JO (1995) Public goods: a survey of experimental research. In Kagel JJ, Roth AE, editors. *The handbook of experimental economics.* Princeton, NJ: Princeton University Press. pp.111–194.
- Fehr E, Schmidt KM (1999) A theory of fairness, competition, and cooperation. *Quarterly Journal of Economics* 114: 817–868.
- Arrow KJ (1974) *The limits of organization.* New York: W. W. Norton.
- Balliet D, Van Lange PAM (2013) Trust, conflict, and cooperation: a meta-analysis. *Psychological Bulletin* 139, 5: 1090–1112.
- Marlowe F (2005) Hunter-gatherers and human evolution. *Evolutionary Anthropology* 14: 54–67.
- Perc M, Wang Z (2010) Heterogeneous aspirations promote cooperation in the prisoner's dilemma game. *PLoS ONE* 5(12): e15117 (doi:10.1371/journal.pone.0015117).
- Tang C, Wang Z, Li X (2013) Moderate intra-group bias maximizes cooperation on interdependent populations. *PLoS ONE* 9, 2: e88412 (doi:10.1371/journal.pone.0088412).
- Zhua Ch, Suna Sh, Wanga L, Ding S, Wange J, Xia Ch (2014) Promotion of cooperation due to diversity of players in the spatial public goods game with increasing neighborhood size. *Physica A*, 406: 145–154.
- Barnes J (1954) Class and committees in a Norwegian Islan Parish. *Human Relations* 7: 39–58.
- Freeman LC (2004) *The development of social network analysis: a study of dynamics in network structure and network composition.* Vancouver: Empirical Press.
- Milgram S (1967) The small world problem. *Psychology Today* 2: 60–67.
- Mitchell JC (1969) *Social networks in urban situations: analysis of personal relationships in Central African towns.* Manchester: The University Press.
- Newman MEJ, Barabási AL, Watts DJ (2003) *The structure and dynamics of networks.* Princeton: Princeton University Press.
- Radcliffe-Brown AR (1940) On social structure. *Journal of the Royal Anthropological Institute* 70: 1–12.
- Wasserman S, Faust K (1994) *Social network analysis: methods and applications.* Cambridge: Cambridge University Press.
- White D, Harary F (2001) The cohesiveness of blocks in social networks: node connectivity and conditional density. *Sociological Methodology* 31: 305–359.

55. Fowler JH, Christakis N (2010) Cooperative behavior cascades in human social networks. *Proc Natl Acad Sci USA* 107: 5334–5338.
56. Curry O, Dunbar RI (2011) Altruism in networks: the effect of connections. *Biology Letters* 7: 651–653.
57. Gracia-Lazaro C, Cuesta JA, Sánchez A, Moreno Y (2012) Human behavior in Prisoner's Dilemma experiments suppresses network reciprocity. *Scientific Reports* 2: 325.
58. Acedo-Carmona C, Gomila A (2013) Trust and cooperation: a new experimental approach. *Annals of the New York Academy of Sciences* 1299: 77–83.
59. Christie R, Geis FL (1970) *Studies in Machiavellianism*. New York: Academic Press.
60. Fey WF (1955) Acceptance by others and its relation to acceptance of self and others: a reevaluation. *Journal of Abnormal and Social Psychology* 50: 274–276.
61. Johnson-George C, Swap WC (1982) Measurement of specific interpersonal trust: construction and validation of a scale to assess trust in a specific other. *Journal of Personality and Social Psychology* 43: 1306–1317.
62. Rosenberg M (1957) *Occupations and values*. Glencoe, IL: Free Press.
63. Rotter JB (1967) A new scale for the measurement of interpersonal trust. *Journal of Personality* 35: 651–665.
64. Survey Research Center (1969) 1964 Election Study. Ann Arbor: Inter-University Consortium for Political Research, University of Michigan.
65. Wrightsman LS (1964) Measurement of philosophies of human nature. *Psychological Reports* 14: 743–751.
66. Wrightsman LS (1974) Assumptions about human nature: a social-psychological analysis. Monterey, C.A.: Brooks/Cole.
67. Rempel JK, Holmes JG, Zanna MP (1985) Trust in close relationships. *Journal of Personality and Social Psychology* 49, 1: 95–112.
68. World Values Survey Association (2009) *World Values Survey, 1981–2008*. www.worldvaluessurvey.org/.
69. Acedo-Carmona C, Gomila A (2012) Trust, social capital, and the evolution of human sociality. *Proceedings of the Asian Conference on Psychology and the Behavioral Sciences*, Osaka: 492–506.
70. Bastian M, Heymann S, Jacomy M (2009) Gephi: an open source software for exploring and manipulating networks. *Proceedings of the Third International ICWSM Conference*: 361–362.
71. Holland PW, Leinhardt S (1971) Transitivity in structural models of small groups. *Comparative Group Studies* 2: 107–124.
72. Watts DJ, Strogatz S (1998) Collective dynamics of 'small-world' networks. *Nature* 393: 440–442.
73. Blondel VD, Guillaume J, Lambiotte R, Lefebvre E (2008) Fast unfolding of communities in large networks. *Journal of Statistical Mechanics: Theory and Experiment* 10, P1000 (doi:10.1088/1742-5468/2008/10/P10008).
74. Brandes U, Faster A (2001) Algorithm for betweenness centrality. *Journal of Mathematical Sociology* 25: 163–177.
75. Erdős P, Rényi A (1959) On random graphs. *Publicationes Mathematicae Debrecen* 6: 290–291.
76. Rigdon ML, McCabe KA, Smith VL (2007) Sustaining cooperation in trust games. *The Economic Journal* 117: 991–1007.
77. Hill RA, Dunbar RI (2003) Social network size in humans. *Human Nature* 14: 53–72.
78. Roberts SGB, Dunbar RIM, Pollet TV, Kuppens T (2009) Exploring variation in active network size: constraints and ego characteristics. *Social Networks* 31: 138–146.
79. Zhou WX, Sornette D, Hill RA, Dunbar RIM (2005) Discrete hierarchical organization of social group sizes. *Proceedings of the Royal Society B: Biological Sciences* 272: 439–444.
80. Grujic J, Fosco C, Araujo L, Cuesta JA, Sánchez A (2010) Social experiments in the Mesoscale: humans playing a spatial prisoner's dilemma. *PLoS ONE* 5, 11: e13749 (doi:10.1371/journal.pone.0013749).
81. Fletcher JA, Doebeli M (2009) A simple and general explanation for the evolution of altruism. *Proc. R. Soc. B*, 276: 13–19 (doi:10.1098/rspb.2008.0829).
82. Szolnoki A, Szabó G (2007) Cooperation enhanced by inhomogeneous activity of teaching for evolutionary Prisoner's Dilemma games. *EPL*, 77: 30004 (doi:10.1209/0295-5075/77/30004)